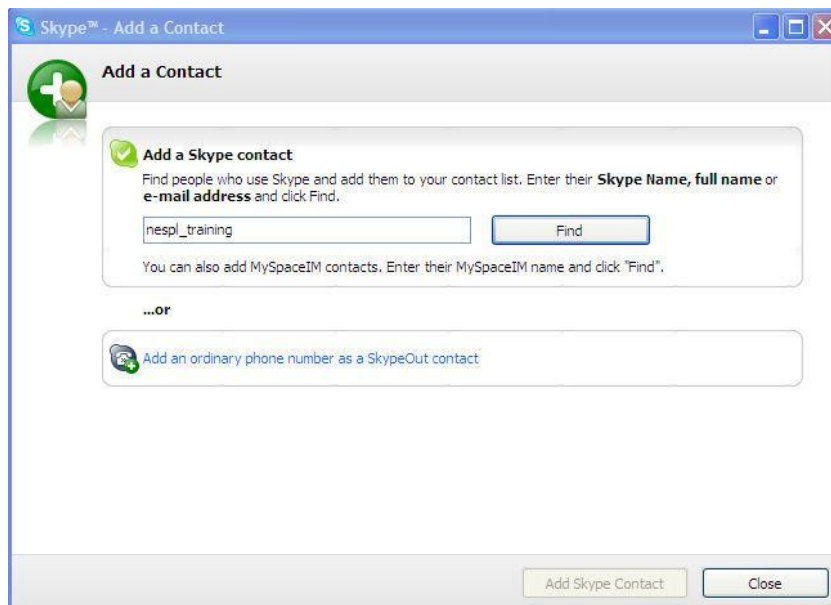


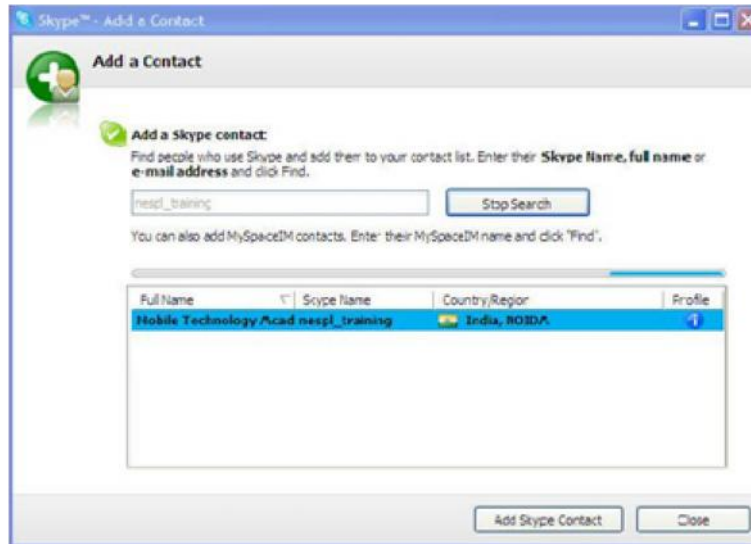
### **ONLINE TRAINING GUIDE**

- 1. Download and install Skype.**  
 Download URL - [www.skype.com/download/](http://www.skype.com/download/)  
 SKYPE HELP - <http://www.skype.com/help/guides/>
- 2. Create your skype user**
- 3. Add following contacts in your skype account**

<b>Demo Trainer (During Demo class Only)</b>	nespl.demo
<b>Trainers Contact</b>	nespl_training nespl_training_1 nespl_training_2
<b>Training Manager</b>	nespl.training.manager
<b>IT Manager</b>	nespl.it.manager
<b>Customer Care</b>	nespl.customer.care

Click Add option and search for the contacts





#### 4. Download and install Team Viewer.

This tool is used for remote desktop sharing

Download URL - <http://www.teamviewer.com/download/index.aspx>

HELP - <http://support.teamviewer.com/index.php?languageid=1>

#### 5. Download and install acrobat reader

<http://get.adobe.com/reader/>

#### 6. Demo Agenda (Applicable only for Demo Class)

- Discussion on detailed content of selected Training Program.
- Discussion on Training Process (Classes, Timings, Feedback Process, Review Process, Project Phases)
- Information about the Placement Process
- Discussion on one Technical Topic & Demonstration of one sample project
- Q&A

#### 7. FAQ for Interactive Online Training

<p><b>Question 1: What is Interactive Online training?</b></p>	<p>Interactive Online Training allows trainee to take online classes without having to travel to physical training academy.</p> <p>Interactive online training is led by an instructor and is highly interactive.</p> <p>Instructor delivers lecture, lab sessions, as well as assist in providing access to our remote training infrastructure.</p>
<p><b>Question 2. What is the class size; how many participants are allowed?</b></p>	<p><b>One-To-One</b> - Our trainings are delivered as one to one session for better interaction with the instructor.</p> <p><b>One-To-Many</b> - In case more than 1 (Max 5) trainee is available for training on same topic, group interactive session is provided</p>


<p><b>Question 3: How do I receive the course materials?</b></p>	<p>You will receive the training course details after the completion of admission process</p> <p>Study materials will be delivered during online class.</p>
<p><b>Question 4: How will the course be delivered?</b></p>	<p>Instructors deliver the class via Skype Software. You can interact with instructor through Voice/Video/Text chat.</p> <p>Instructor also uses electronic white board with trainees to illustrate diagrams or any explanatory concepts.</p> <p>You use your computer with an internet connection to connect to the session.</p> <p>We recommend a high speed internet connection.</p>
<p><b>Question 5: What are the timings for online classes?</b></p>	<p>We are working on 24*7 *365 module, online classes delivered as per convenience of trainee and availability of trainers.</p> <p>Trainees can discuss their training timings with training manager at the time of registration or any time during training for modification.</p>
<p><b>Question 6: In online classes you maintain the same quality?</b></p>	<p>We maintain the same quality in online training as it's a very interactive one to one session with the instructor.</p>
<p><b>Question 7: What is the difference between Online classes &amp; Regular classes?</b></p>	<p>There is no difference in training quality, training material delivery, training evaluation and placement support.</p>
<p><b>Question 8: Is it beneficial to take online classes?</b></p>	<p>For regular classes trainee has to come to our centre for the classes on regular basis but in online classes you can take the same class from your own place.</p> <p>People who can't come for the regular classes or not staying to the nearby areas they can easily get the benefit of online class same as per the regular classes.</p>
<p><b>Question 9: How do we work at the time of project?</b></p>	<p>By the remote training environment you can easily work on your project under the assistance of the instructor.</p> <p>For practical, assignments and projects you will have to create a local development setup at your end. Our IT team will guide you to prepare the setup</p>



## CONTACT DETAILS

**MTA, Nex-G Exuberant Solutions Pvt. Ltd.**  
INDIA | USA | UAE

**Address** C-28, 2nd Floor, Sec-65, NOIDA, Uttar Pradesh-201301, INDIA  
**Fixed Phone** +91-120-4349271, +91-120-4543813  
**Mobile** +91-8826900551, +91-8826900552, +91-8826900553  
**Fax** +91-120-4541665  
**Email** [training@exuberantsolutions.com](mailto:training@exuberantsolutions.com)  
**Website** <http://www.exuberantsolutions.com>  
**YM** nexgespl  
**Skype** nex.g.exuberant.solutions  
**gTalk** 2g3g4g



An ISO 9001:2008 Certified Company